

CLASS- BUDS	SUMMER HOLIDAY HOMEWORK
--------------------	--------------------------------



Summer is messy,
 Summer is fun,
 Trips to the beach,
 In the hot, hot Sun,
 Let's give summer,
 A big fat cheer!

Summer is the best time of the year.

Dear Parent

“No matter how much falls on us, we keep plowing ahead,
 That's the only way to keep roads clear,
 In the face of adversity, we have a choice to be bitter or better.”

STAY HOME STAY SAFE

All of us know that due to COVID-19, children can't go out for playing but there is a lot more that can be done to make their vacation more interesting and meaningful. It's time to enjoy and create a bond with family and friends. To utilize this time in the most constructive way, we have prepared Holiday Homework for the students on the principle of '**LEARNING BY DOING**' for their holistic development.

Kindly ensure that the holiday home work is completed by the students under the guidance of the parents. The same will be asked for submission after the summer vacations through an assignment created on Google Classroom. The printout of the worksheets may be taken out / designed on a plain A-4 size sheet.

Here are a few suggestions to begin with:

Morning Blessings

Help your child inculcate good habits like doing “**Surya Namaskar**” “**Pranayam**”, chanting “**Gayatri mantra**” and encourage him/her to greet all elders in the morning.

Physical Development


Play different games like **hide and seek**, **football**, **ludo**, **chess**, **snakes and ladders**, **carrom board**, **rope skipping etc.** with your child. This will encourage them to express freely and make their vacation joyful.



BECOMING INDEPENDENT

- Mashing Potatoes
- Rolling Chapattis
- Shelling out peas
- Zipping and unzipping
- Buttoning and Unbuttoning
- Opening and closing the bottle cap / tiffin lid
- Turning pages of a Book
- Squeezing bath sponges
- Watering the plants using spray bottles

Language Development

- Encourage your child to converse in English.
- Choose any one object from your surroundings every day. Let the child speak a few lines on it. For example:
 - This is an apple  .
 - It is red in colour.
 - It is sweet and juicy.
 - An apple a day keeps the doctor away.



Social and Emotional Development

- Tell the child about your childhood, share incidents from the past and show him/her old family albums. This will strengthen the bond between you and your child.
- Cook dinner together; show your child how to measure 1 cup, 1/2 cup, 1 teaspoon etc. Start naming the food groups when you serve them.
- Let your child help in household chores like cleaning windows, filling water bottles, laying table, arranging toys, watering the plants etc.

FUN WITH BOOKS

“A book is a gift you can open again and again.”

Encourage your child to read age appropriate picture books. Picture reading must be followed by a discussion with the child. Encourage him/her to share views on what he/she has seen in the book.

Suggested Reading:

- Peppa pig books
- Bed time stories (dadi ma ki khaniya)
- Panchtantra book on moral stories
- The Thirsty Crow
- The Cap seller and the Monkeys
- The Lion and the Mouse
- Ant and the Dove

INCULCATING VALUES

“Good habits and good deeds are essential for a happy life.”

Choose any one topic from the value education topics given below:

- I love my family
- Not wasting food
- Care for animals
- Being polite
- Perform a deed that depicts value chosen by you.
- Draw a picture /click a photograph of you performing the deed.
- Paste the pictures/ photographs in a colourful A4 size pastel sheet and decorate the sheet as per your creativity.

IMPORTANCE OF LEARNING ART AND CRAFT

- Time away from screens
- Opportunities for self-expression
- Improves visual and spatial skills
- Opportunities for decision making
- Improvement of hand-eye coordination

Considering the above mentioned facts, we have designed some interesting activities for our kindergartners:

BEST OUT OF WASTE

ACTIVITY 1 - Making a pencil stand with waste bangles.

Material required: Glass bangles of same size, scissors, glue and cardboard.



ACTIVITY 2 - Make a dressing table using match box and match sticks.

Material required: Match boxes, match sticks, glue, a small piece of mirror/silver sheet, a small piece of cardboard.

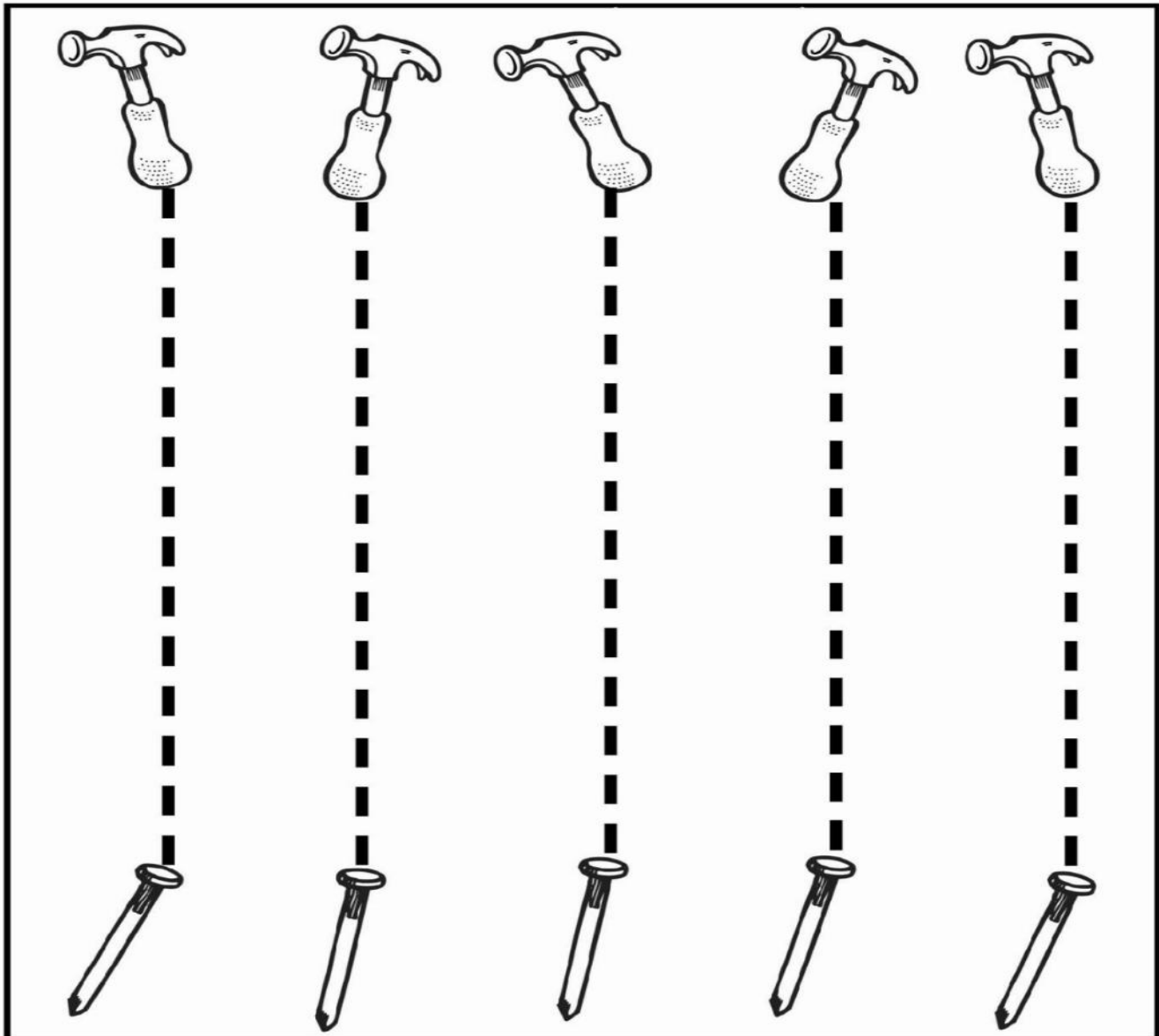


LEARNING BY DOING

ENGLISH

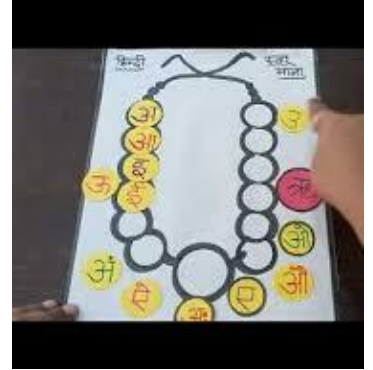
BUTTON PASTING

Paste colourful buttons to trace the standing lines.



हिंदी - स्वर माला निर्माण

- दिए गए नमूने के मुताबिक स्वर माला का निर्माण करें।
- रंगीन कागज़ के गोले काटकर स्वर माला का निर्माण करें।
- गोलों पर अ से अ: तक स्वर लिखें या स्टीकर भी चिपका सकते हैं।
- अपनी रचनत्मक्ता के आधार पर भी आप इसका निर्माण कर सकते हैं।



MATH - SHAPE ANIMAL PUPPETS CRAFT

- Create any 4 animals using 2 D shapes.
- Paste them on a kulfi stick or an ice cream stick.
- Prepare a small story using the puppets created by you.
- Students will be asked to present the story in an online session after summer holidays.



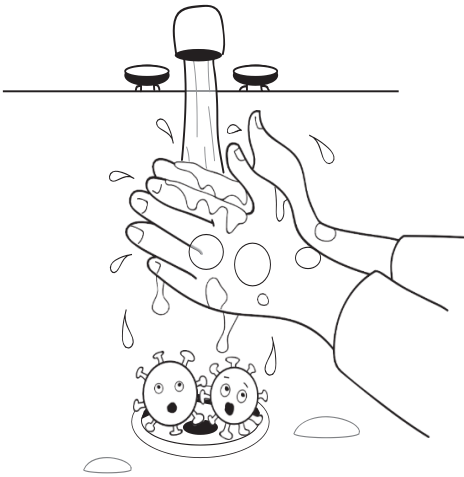
GENERAL AWARENESS - COVID WARRIOR ACTIVITY

Dear students

As we know that COVID-19 pandemic is going on, in order to safeguard ourselves, we need to follow certain guidelines. Here is an instruction guide for all of you to follow protect yourself.

CORONA VIRUS ACTIVITY BOOKLET

PAGE-1 : Wash your hands with soap and water.




PAGE-2: Stay inside with your family.



PAGE-3- Do's and Dont's



PAGE-4- Be a safety Super hero



STEPS:

- Cut A-4 size sheet in to 4 equal parts.
- Take a print of the pictures shown above, colour them and paste them separately on 4 parts made above.
- Decorate as per your creativity.
- Make a cover page also.
- Punch the sheets and tie using a ribbon.

CLASS-BUDS

ENGLISH


PRE-WRITING SKILLS

WORKSHEET-1

Name _____

Class _____

Trace the dot to make standing lines using **RED** crayon only.
































WORKSHEET-2

Name _____

Class _____

Join the dots using **GREEN** crayon to make sleeping lines.

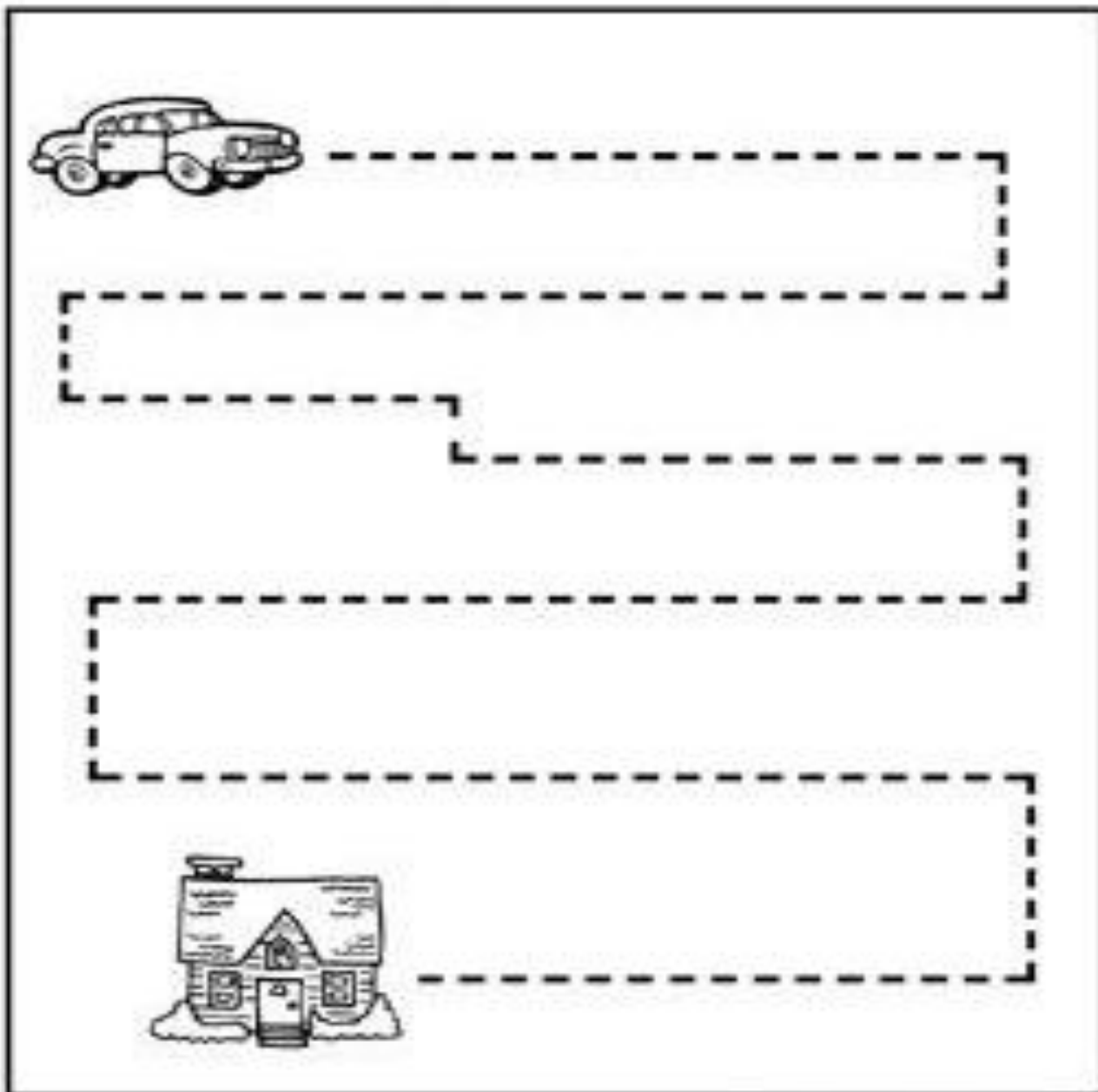


WORKSHEET-3

Name _____

Class _____

Trace the dotted lines using **BROWN** crayon only to get the car to the house.





WORKSHEET-4

Name _____

Class _____

Trace the pattern using **BLUE** crayon only.



CLASS-BUDS

ART


COLOURING SKILLS

WORKSHEET-1

Name _____

Class _____

Colour the picture using plastic crayons only.



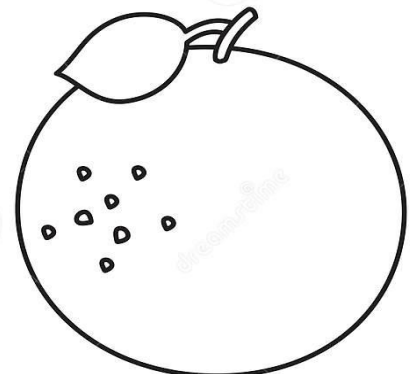


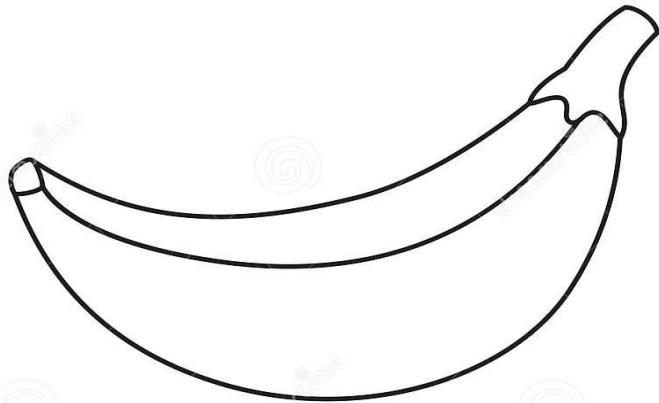





WORKSHEET-2

Name _____

Class _____

Colour the fruits using plastic crayons only.



VIRTUAL TOURS

Our kids maybe at home physically, virtual tours still give them access to the rest of the outside world...

- Some of you must have travelled by a train in the past...Now, let us take you on a virtual tour of **National Rail Museum of Delhi**. Click on the link to start the tour.

<https://youtu.be/UkVOLGf8RfY>

- Recycling is very important as waste has a huge negative impact on the environment. Let us take you on a virtual tour of **Recycling centre**. Click on the link to start the tour.

<https://youtu.be/zgLW9CSvpRw>

